

# MICRO-JET

## Child Resistant Piezo Electronic Ignition System

### SPECIFICATIONS

MICRO-JET™ Powered by Disposable/Refillable Lighter	
Outer body meas.	H-110mm W-65mm L-25mm
Weight	60 g
Fuel	IRODA RC-30 Refill cartridge, disposable lighter or similar product except some child resistant
Hours of use	Approx 20 minutes per disposable lighter
Flame temp.	1300°C Blue flame

### FEATURES:

- Child resistant piezo electronic Ignition system.
- Powered by IRODA RC-30 refill cartridge or disposable gas lighter. Inexpensive and readily available.
- Flame temperature up to 1300°C (2500°F)
- Wind-Proof flame and waterproof ignition make the MICRO-JET ideal for camping and outdoor use.
- Compact size allows the unit to fit easily into any first aid / survival kit or tool kit.

### HOW TO USE THE MICRO-JET:

- Open the fuel cell compartment by sliding the door toward the back of the tool as in diagram A. Insert fuel cell with button part of fuel cell in same direction as button on Micro-Jet. Close fuel cell compartment door tightly.

- The Micro-Jet is equipped with a Child Resistant Ignition System. To ignite, grasp Micro-Jet firmly. Place thumb on ignition button(b) and pull back in direction of arrow (1) while applying downward pressure in direction of arrow (2). This can be done most easily by placing thumb at point (a) and sliding down the curve onto the ignition button to ignite as above in one simple motion.

- To remove the fuel cell, open the fuel cell compartment door as above and then while holding tool upright, push on ignition button as explained above. The fuel cell will disengage and drop out. Your Micro-Jet is now ignited and ready to use.

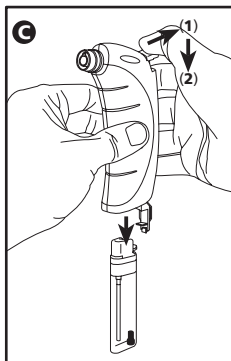
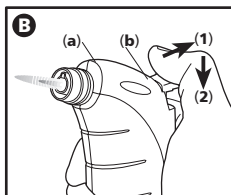
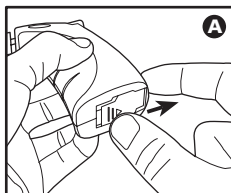
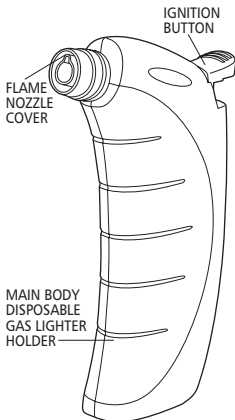
**Note:** If no flame appears, adjust the regulator on the disposable lighter or fuel cell and activate the ignition button again. As the gas in the lighter or fuel cell is consumed, the regulator may need to be adjusted to ensure a proper flame.

- When the ignition button is released, there will be a short delay before the flame is completely extinguished.
- When the Micro-Jet is not in use, remove the disposable gas lighter or included fuel cell.

### WARNINGS:

- Read instructions before use.
- Only use IRODA RC-30 refill cartridge, disposable gas lighter or similar product.
- Do not ignite or use near an open flame, heater, furnace, or combustible material.
- Do not touch the nozzle cover during use, or before sufficient time has passed for cooling.
- Always be sure the unit is cool, and the lighter removed, before storing.
- Store properly when not in use, Keep in a dry place, out of the reach of children.
- Do not attempt to readjust or repair. The MICRO-JET. unit is not user serviceable.
- Do not use continuously for more than five (5) minutes.
- FUEL CELL MAY CONTAIN FLAMMABLE GAS UNDER PRESSURE.

**Caution:** The torch flame is almost invisible in daylight, or in strong light. KEEP OUT OF THE REACH OF CHILDREN.



PATENT  
U.S. 5,304,060  
CHINA ZL 92 2 30272.3  
CHINA ZL 93 2 11115.7  
JAPAN 3000640  
GERMANY G9407893,9

DESIGNED & MANUFACTURED  
by PRO-IRODA INDUSTRIES, INC.  
www.pro-iroda.com.tw

MADE IN TAIWAN

